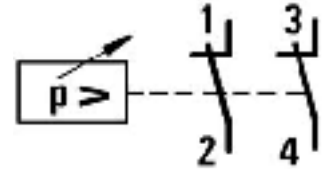




U imp 6 kV Ie 20 A Iq 3 kA

Max. zul. Motorleistung / Max. Motor Performance / Max. Potencia admisible del Motor / Puissance max. du Moteur / Pot. max. ammissibile dei motori

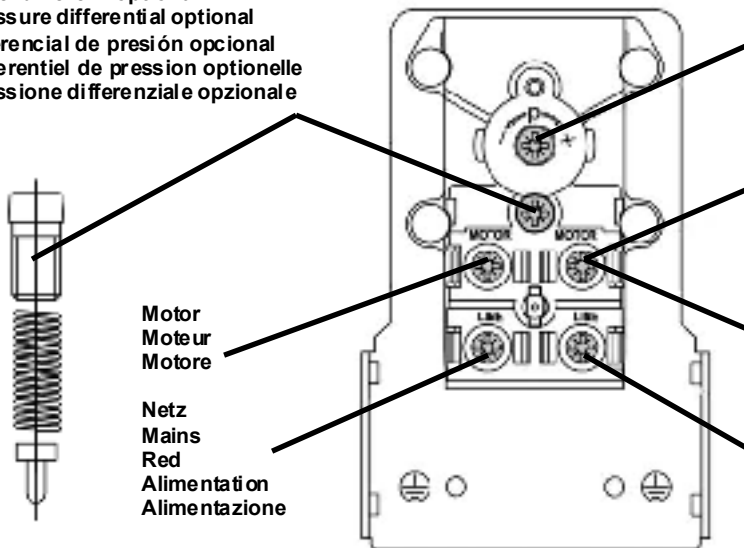


	EN 60947 – 4 - 1
50.. ..60 Hz	1~
120 V AC3	2 kW
250 V AC3	4 kW

	UL 508 / CSA 22.2 / No, 14	
VAC	FLA	LRA
120 V / 50 Hz	26	156
240 V / 60 Hz	26	156

**DRAUFSICHT / TOP VIEW / VISTA SUPERIOR / VUE SUPERIEURE / VISTA DALL'ALTO
SCHALTBILD / WIRING DIAGRAM / ESQUEMA DE CONEXION /
SCHEMA DE RACCORDAMENTO / SCHEMA ELETTRICO**

Druckdifferenz optional
Pressure differential optional
Diferencial de presión opcional
Differential de pression optionelle
Pressione differenziale opzionale



Einschaltdruck
Cut-in pressure
Presión de disparo inferior
Pression de d'enclenchement
Pressione di attacco

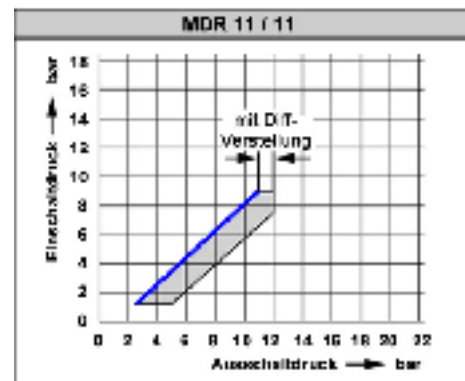
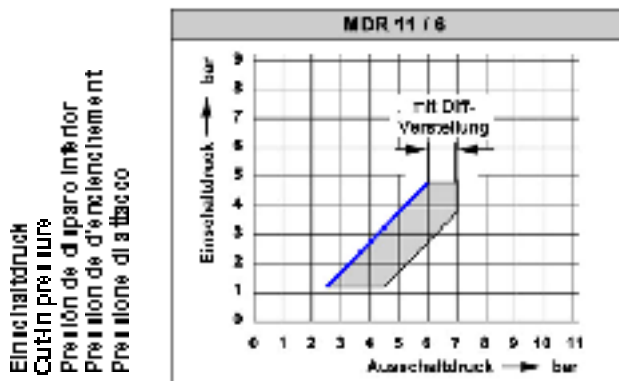
1.8 Nm
Drehmoment
Tightening torque
Par de giro
Couple
Momento torcente

Motor
Moteur
Motore

Netz
Mains
Red
Alimentation
Alimentazione



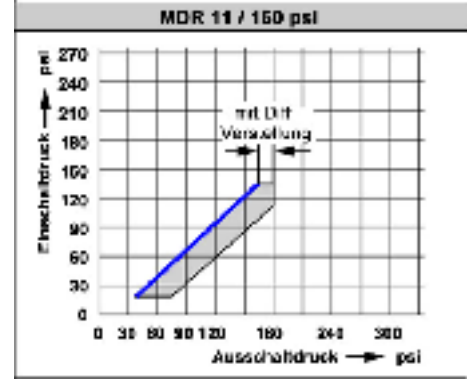
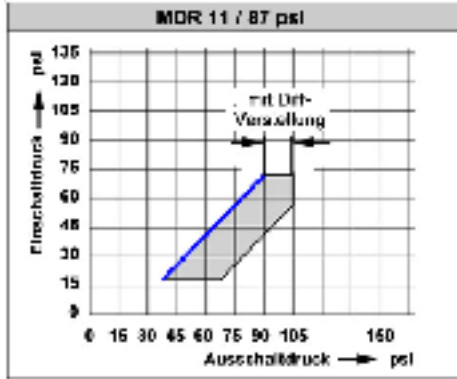
**DRUCKDIAGRAMME / PRESSURE DIAGRAMS / DIAGRAMAS DE REGULACION /
DIAGRAMMES DE REGLAGE / DIAGRAMMI TARATURE**



Einschaltdruck
Cut-in pressure
Presión de disparo inferior
Pression de d'enclenchement
Pressione di attacco

Ausschaltdruck po (bar)
Cut-out pressure
Presión de disparo superior
Pression déclenchement
Pressione di distacco

Einbaudruck
Cut-in pressure
Presión de disparo inferior
Pression de déclenchement
Pressione di attacco



Ausschaltdruck po (psi)
Cut-out pressure
Presión de disparo superior
Pression déclenchement
Pressione di distacco

1 bar = 14,5 psi
10 psi = ca. 0,7 bar

Einbau und Anschluß nur durch Fachkraft; nach Anbringung von Zubehör Funktionsüberprüfung durch Elektrofachkraft erforderlich

Installation and assembly of electrical equipment shall be carried out by qualified personnel only
Instalación y ensamblaje de equipos eléctricos deberán ser efectuados solamente por personal cualificado

L'installation et raccordement des appareils doit être effectué par du personnel qualifié

L'installazione e l'assemblaggio delle parti elettriche vanno eseguite esclusivamente da personale qualificato

APPROBATIONEN / APPROVALS / APROBACIONES / APPROBATIONS / APPROVAZIONI



100% Einschaltdauer (uninterrupted duty)

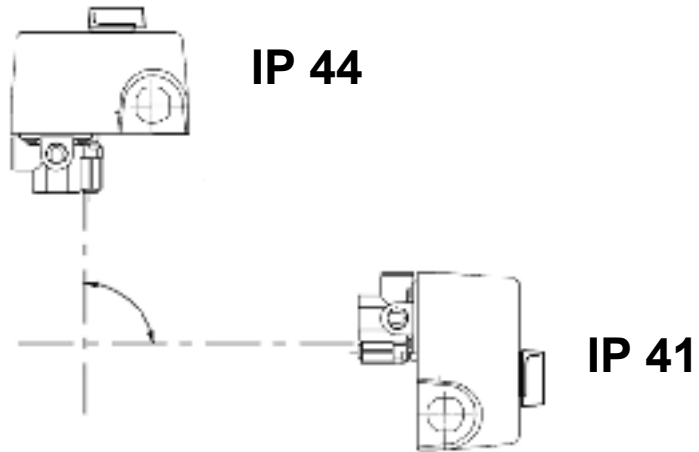
Kurzschlußeinrichtung / Short-circuit protection / Protección contra corto circuito

Protection contre court-circuit/ Protezione contro corto circuito

Type	Koordination Type " 1 "		Koordination Type " 2 "	
Tipo	Co-ordination Type " 1 "		Co-ordination Type " 2 "	
	Coordinación Tipo " 1 "		Coordinación Tipo " 2 "	
	Coordination Type " 1 "		Coordination Type " 2 "	
	Coordinamento Tipo " 1 "		Coordinamento Tipo " 2 "	
Sicherung gL	manuell	pneumatisch	manuell	pneumatisch
Fuse (slow)				
Fusible (retardado)			35A	50A
Fusible (retardé)				
Fusibile (ritardato)				

IP 44 / IP 41

Einbaulage berücksichtigen / Mounting position must be observed / Respetar posición de montaje
Observer position de montage / Rispettare posizione montaggio



0.0800.0367 02.11.2005



Condor Pressure Control GmbH

Warendorfer Straße 47 – 51
D-59320 Ennigerloh

Telefon: +49 (0) 25 87 / 89 – 0
Telefax: +49 (0) 25 87 / 89 - 140

info@condor-cpc.com
www.condor-cpc.com